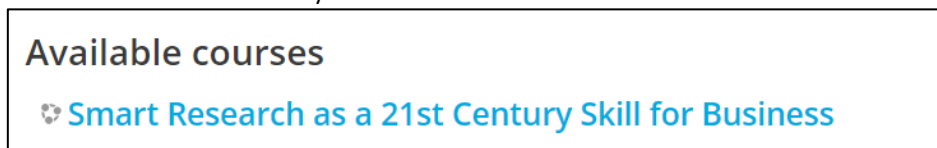


How to Log into Moodle

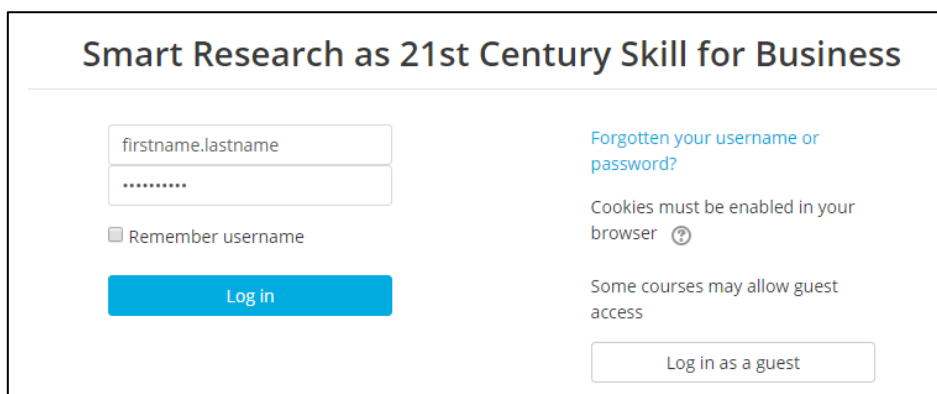
1. Open your web browser
2. Load up the webpage <http://www.reinnovate2017.eu/elearning/>



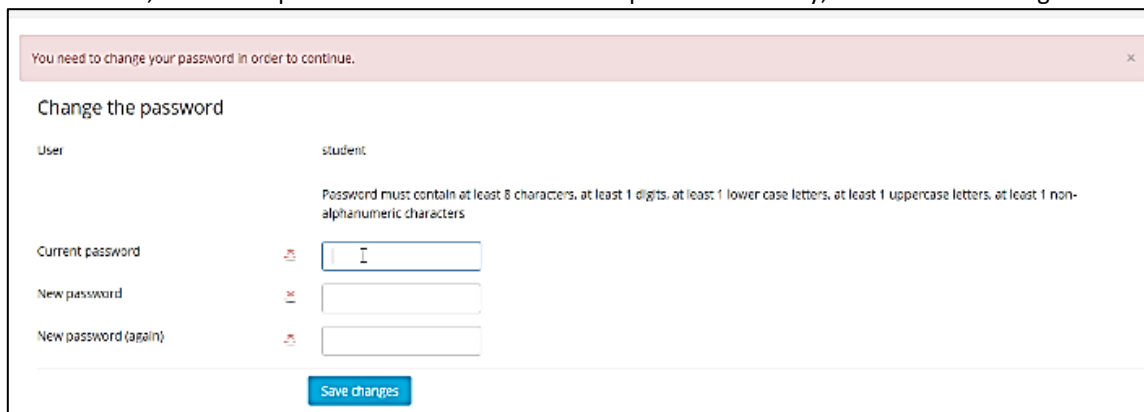
3. Click on Smart Research as a 21st Century Skill for Business



4. Enter the username and temporary password which you received via email from Admin User (via Reinnovate) and click the Log in button



5. When you login for the first time you will be asked to change your password. Firstly, enter your current temporary password. Next, add a new password and re-enter this new password. Finally, click the Save changes button



6. Your password has now changed and click the Keep going button to continue to the course

